



**Brite
Box
Labs**
inc.

GC/MS ANALYSIS

ANALYTICAL REPORT

Brite Box Labs Inc.
20756 High Desert Ct Ste 6
Bend, OR 97701
(541) 299-2008
info@briteboxlabs.com
Briteboxlabs.com

Client: Ferris Wheel

Job: NA

Project: NA

Sample Count: 1



Work Order: BB284

Report Date: April 13, 2026

Sample ID: Description: **Caffeine Active (Off-white powder, Batch FW001)** Date Analyzed: 4/13/2026
Analyst: BF

The sample was run in scan mode on a GC/MS scanning from 35-500m/z. Any peaks found were tentatively identified by matching the mass spectra against the NIST 11, containing over 200,000 compounds and the SWGDRUG mass spectra databases, which incorporates over 3800 illicit and recreational drugs. Only the following compound was tentatively identified:

| Name | Type |
|----------|-----------|
| Caffeine | Stimulant |

Note: Nonane is an internal standard used on the GC/MS and was not in the sample.

Chromatogram:







Technical Director

Note:

- *For Research, Forensic, and Harm Reduction Purposes
- *Extracts are prepared in concentrations within DEA exemption limits
- *Samples are immediately rendered unusable upon completion of assay

SAMPLE DETAILS**SAMPLE NAME:** Ferris Wheel - Euphoric Party Blend - Juicy Apple - 2ct

Other

CULTIVATOR / MANUFACTURER**Business Name:****License Number:****Address:****DISTRIBUTOR / TESTED FOR****Business Name:** TRE House**License Number:****Address:****SAMPLE DETAIL****Batch Number:** FW001**Sample ID:** 260501L027**Date Collected:** 05/01/2026**Date Received:** 05/01/2026**Batch Size:****Sample Size:** 2.0 units**Unit Mass:****Serving Size:**Scan QR code to verify
authenticity of results.**SAFETY ANALYSIS - SUMMARY****Pesticides:**  **PASS****Mycotoxins:**  **PASS****Residual Solvents:**  **PASS****Heavy Metals:**  **PASS****Microbiology (PCR):**  **PASS****Foreign Material:**  **PASS**

These results relate only to the sample included on this report.

This report shall not be reproduced, except in full, without written approval of the laboratory.

Sample Certification: California Code of Regulations Title 4 Division 19. Department of Cannabis Control Business and Professions Code. Reference: Sections 26100, 26104 and 26110, Business and Professions Code.**Decision Rule:** Statements of conformity (e.g. Pass/Fail) to specifications are made in this report without taking measurement uncertainty into account. Where statements of conformity are made in this report, the following decision rules are applied: PASS - Results within limits/specifications, FAIL - Results exceed limits/specifications.**References:** limit of detection (LOD), limit of quantification (LOQ), not detected (ND), not tested (NT),

µg/g = ppm, µg/kg = ppb

Approved by: Aileen Arreola
Job Title: Lead Laboratory Analyst
Date: 05/06/2026

Amendment to Certificate of Analysis 260501L027-001



Pesticide Analysis

PESTICIDE TEST RESULTS - 05/01/2026 ✔ PASS

Pesticide and plant growth regulator analysis utilizing high-performance liquid chromatography-mass spectrometry (HPLC-MS) or gas chromatography-mass spectrometry (GC-MS).

*GC-MS utilized where indicated.

Method: QSP 1212 - Analysis of Pesticides and Mycotoxins by LC-MS or QSP 1213 - Analysis of Pesticides by GC-MS

| COMPOUND | LOD/LOQ (µg/g) | ACTION LIMIT (µg/g) | MEASUREMENT UNCERTAINTY (µg/g) | RESULT (µg/g) | RESULT |
|---------------------|----------------|---------------------|--------------------------------|---------------|--------|
| Abamectin | 0.03 / 0.10 | 0.3 | N/A | ND | PASS |
| Acephate | 0.02 / 0.07 | 5 | N/A | ND | PASS |
| Acequinocyl | 0.02 / 0.07 | 4 | N/A | ND | PASS |
| Acetamiprid | 0.02 / 0.05 | 5 | N/A | ND | PASS |
| Aldicarb | 0.03 / 0.08 | ≥ LOD | N/A | ND | PASS |
| Azoxystrobin | 0.02 / 0.07 | 40 | N/A | ND | PASS |
| Bifenazate | 0.01 / 0.04 | 5 | N/A | ND | PASS |
| Bifenthrin | 0.02 / 0.05 | 0.5 | N/A | ND | PASS |
| Boscalid | 0.03 / 0.09 | 10 | N/A | ND | PASS |
| Captan | 0.19 / 0.57 | 5 | N/A | ND | PASS |
| Carbaryl | 0.02 / 0.06 | 0.5 | N/A | ND | PASS |
| Carbofuran | 0.02 / 0.05 | ≥ LOD | N/A | ND | PASS |
| Chlorantraniliprole | 0.04 / 0.12 | 40 | N/A | ND | PASS |
| Chlordane* | 0.03 / 0.08 | ≥ LOD | N/A | ND | PASS |
| Chlorfenapyr* | 0.03 / 0.10 | ≥ LOD | N/A | ND | PASS |
| Chlorpyrifos | 0.02 / 0.06 | ≥ LOD | N/A | ND | PASS |
| Clofentezine | 0.03 / 0.09 | 0.5 | N/A | ND | PASS |
| Coumaphos | 0.02 / 0.07 | ≥ LOD | N/A | ND | PASS |
| Cyfluthrin | 0.12 / 0.38 | 1 | N/A | ND | PASS |
| Cypermethrin | 0.11 / 0.32 | 1 | N/A | ND | PASS |
| Daminozide | 0.02 / 0.07 | ≥ LOD | N/A | ND | PASS |
| Diazinon | 0.02 / 0.05 | 0.2 | N/A | ND | PASS |
| Dichlorvos (DDVP) | 0.03 / 0.09 | ≥ LOD | N/A | ND | PASS |
| Dimethoate | 0.03 / 0.08 | ≥ LOD | N/A | ND | PASS |
| Dimethomorph | 0.03 / 0.09 | 20 | N/A | ND | PASS |
| Ethoprophos | 0.03 / 0.10 | ≥ LOD | N/A | ND | PASS |
| Etofenprox | 0.02 / 0.06 | ≥ LOD | N/A | ND | PASS |
| Etoxazole | 0.02 / 0.06 | 1.5 | N/A | ND | PASS |
| Fenhexamid | 0.03 / 0.09 | 10 | N/A | ND | PASS |
| Fenoxycarb | 0.03 / 0.08 | ≥ LOD | N/A | ND | PASS |
| Fenpyroximate | 0.02 / 0.06 | 2 | N/A | ND | PASS |
| Fipronil | 0.03 / 0.08 | ≥ LOD | N/A | ND | PASS |
| Flonicamid | 0.03 / 0.10 | 2 | N/A | ND | PASS |
| Fludioxonil | 0.03 / 0.10 | 30 | N/A | ND | PASS |
| Hexythiazox | 0.02 / 0.07 | 2 | N/A | ND | PASS |
| Imazalil | 0.02 / 0.06 | ≥ LOD | N/A | ND | PASS |
| Imidacloprid | 0.04 / 0.11 | 3 | N/A | ND | PASS |
| Kresoxim-methyl | 0.02 / 0.07 | 1 | N/A | ND | PASS |
| Malathion | 0.03 / 0.09 | 5 | N/A | ND | PASS |
| Metalaxyl | 0.02 / 0.07 | 15 | N/A | ND | PASS |
| Methiocarb | 0.02 / 0.07 | ≥ LOD | N/A | ND | PASS |

Continued on next page



Pesticide Analysis *Continued*

PESTICIDE TEST RESULTS - 05/01/2026 *continued* ✔ PASS

| COMPOUND | LOD/LOQ (µg/g) | ACTION LIMIT (µg/g) | MEASUREMENT UNCERTAINTY (µg/g) | RESULT (µg/g) | RESULT |
|---------------------------------------|----------------|---------------------|--------------------------------|---------------|--------|
| Methomyl | 0.03 / 0.10 | 0.1 | N/A | ND | PASS |
| Mevinphos | 0.03 / 0.09 | ≥ LOD | N/A | ND | PASS |
| Myclobutanil | 0.03 / 0.09 | 9 | N/A | ND | PASS |
| Naled | 0.02 / 0.07 | 0.5 | N/A | ND | PASS |
| Oxamyl | 0.04 / 0.11 | 0.2 | N/A | ND | PASS |
| Paclobutrazol | 0.02 / 0.05 | ≥ LOD | N/A | ND | PASS |
| Parathion-methyl | 0.03 / 0.10 | ≥ LOD | N/A | ND | PASS |
| Pentachloronitrobenzene (Quintozene)* | 0.03 / 0.09 | 0.2 | N/A | ND | PASS |
| Permethrin | 0.04 / 0.12 | 20 | N/A | ND | PASS |
| Phosmet | 0.03 / 0.10 | 0.2 | N/A | ND | PASS |
| Piperonyl Butoxide | 0.02 / 0.07 | 8 | N/A | ND | PASS |
| Prallethrin | 0.03 / 0.08 | 0.4 | N/A | ND | PASS |
| Propiconazole | 0.02 / 0.07 | 20 | N/A | ND | PASS |
| Propoxur | 0.03 / 0.09 | ≥ LOD | N/A | ND | PASS |
| Pyrethrins | 0.04 / 0.12 | 1 | N/A | ND | PASS |
| Pyridaben | 0.02 / 0.07 | 3 | N/A | ND | PASS |
| Spinetoram | 0.02 / 0.07 | 3 | N/A | ND | PASS |
| Spinosad | 0.02 / 0.07 | 3 | N/A | ND | PASS |
| Spiromesifen | 0.02 / 0.05 | 12 | N/A | ND | PASS |
| Spirotetramat | 0.02 / 0.06 | 13 | N/A | ND | PASS |
| Spiroxamine | 0.03 / 0.08 | ≥ LOD | N/A | ND | PASS |
| Tebuconazole | 0.02 / 0.07 | 2 | N/A | ND | PASS |
| Thiacloprid | 0.03 / 0.10 | ≥ LOD | N/A | ND | PASS |
| Thiamethoxam | 0.03 / 0.10 | 4.5 | N/A | ND | PASS |
| Trifloxystrobin | 0.03 / 0.08 | 30 | N/A | ND | PASS |



Mycotoxin Analysis

MYCOTOXIN TEST RESULTS - 05/01/2026 ✔ PASS

Mycotoxin analysis utilizing high-performance liquid chromatography-mass spectrometry (HPLC-MS).

Method: QSP 1212 - Analysis of Pesticides and Mycotoxins by LC-MS

| COMPOUND | LOD/LOQ (µg/kg) | ACTION LIMIT (µg/kg) | MEASUREMENT UNCERTAINTY (µg/kg) | RESULT (µg/kg) | RESULT |
|-----------------|-----------------|----------------------|---------------------------------|----------------|--------|
| Aflatoxin B1 | 2.0 / 6.0 | | N/A | ND | |
| Aflatoxin B2 | 1.8 / 5.6 | | N/A | ND | |
| Aflatoxin G1 | 1.0 / 3.1 | | N/A | ND | |
| Aflatoxin G2 | 1.2 / 3.5 | | N/A | ND | |
| Ochratoxin A | 6.3 / 19.2 | 20 | N/A | ND | PASS |
| Total Aflatoxin | | 20 | | ND | PASS |



Residual Solvents Analysis

Residual Solvent analysis utilizing gas chromatography-mass spectrometry (GC-MS).

Method: QSP 1204 - Analysis of Residual Solvents by GC-MS

RESIDUAL SOLVENTS TEST RESULTS - 05/01/2026 ✔ PASS

| COMPOUND | LOD/LOQ (µg/g) | ACTION LIMIT (µg/g) | MEASUREMENT UNCERTAINTY (µg/g) | RESULT (µg/g) | RESULT |
|--------------------------------------|----------------|---------------------|--------------------------------|---------------|--------|
| Propane | 10 / 20 | 5000 | N/A | ND | PASS |
| n-Butane | 10 / 50 | 5000 | N/A | ND | PASS |
| n-Pentane | 20 / 50 | 5000 | N/A | ND | PASS |
| n-Hexane | 2 / 5 | 290 | N/A | ND | PASS |
| n-Heptane | 20 / 60 | 5000 | N/A | ND | PASS |
| Benzene | 0.03 / 0.09 | 1 | N/A | ND | PASS |
| Toluene | 7 / 21 | 890 | N/A | ND | PASS |
| Total Xylenes | 50 / 160 | 2170 | N/A | ND | PASS |
| Methanol | 50 / 200 | 3000 | N/A | ND | PASS |
| Ethanol | 20 / 50 | 5000 | N/A | <LOQ | PASS |
| 2-Propanol (Isopropyl Alcohol) | 10 / 40 | 5000 | N/A | ND | PASS |
| Acetone | 20 / 50 | 5000 | N/A | ND | PASS |
| Ethyl Ether | 20 / 50 | 5000 | N/A | ND | PASS |
| Ethylene Oxide | 0.3 / 0.8 | 1 | N/A | ND | PASS |
| Ethyl Acetate | 20 / 60 | 5000 | N/A | ND | PASS |
| Chloroform | 0.1 / 0.2 | 1 | N/A | ND | PASS |
| Dichloromethane (Methylene Chloride) | 0.3 / 0.9 | 1 | N/A | ND | PASS |
| Trichloroethylene | 0.1 / 0.3 | 1 | N/A | ND | PASS |
| 1,2-Dichloroethane | 0.05 / 0.1 | 1 | N/A | ND | PASS |
| Acetonitrile | 2 / 7 | 410 | N/A | ND | PASS |

Heavy Metals Analysis

Heavy metal analysis utilizing inductively coupled plasma-mass spectrometry (ICP-MS).

Method: QSP 1160 - Analysis of Heavy Metals by ICP-MS

HEAVY METALS TEST RESULTS - 05/01/2026 ✔ PASS

| COMPOUND | LOD/LOQ (µg/g) | ACTION LIMIT (µg/g) | MEASUREMENT UNCERTAINTY (µg/g) | RESULT (µg/g) | RESULT |
|----------|----------------|---------------------|--------------------------------|---------------|--------|
| Arsenic | 0.02 / 0.1 | 1.5 | N/A | ND | PASS |
| Cadmium | 0.02 / 0.05 | 0.5 | N/A | ND | PASS |
| Lead | 0.04 / 0.1 | 0.5 | N/A | ND | PASS |
| Mercury | 0.002 / 0.01 | 3 | N/A | ND | PASS |

Microbiology Analysis

PCR

Analysis conducted by polymerase chain reaction (PCR) and fluorescence detection of microbiological contaminants.

Method: QSP 61517 - Analysis of Microbiological Contaminants

MICROBIOLOGY TEST RESULTS (PCR) - 05/05/2026 ✔ PASS

| COMPOUND | ACTION LIMIT | RESULT | RESULT |
|--|--------------------|--------|--------|
| Salmonella spp. | Not Detected in 1g | ND | PASS |
| Shiga toxin-producing Escherichia coli | Not Detected in 1g | ND | PASS |




Foreign Material Analysis

Visual analysis includes, but is not limited to, sand, soil, cinders, dirt, mold, hair, insect fragments, and mammalian excreta.

Method: QSP 1226 - Analysis of Foreign Material in Cannabis and Cannabis Products

FOREIGN MATERIAL TEST RESULTS - 05/01/2026 ✔ PASS

| COMPOUND | ACTION LIMIT | RESULT | RESULT |
|---|-----------------|--------|--------|
| Hair Count | > 1 per 3 grams | 0.0 | PASS |
| Insect Fragment Count | > 1 per 3 grams | 0.0 | PASS |
| Mammalian Excreta Count | > 1 per 3 grams | 0.0 | PASS |
| Total Sample Area Covered by an Imbedded Foreign Material | >25% | None | PASS |
| Total Sample Area Covered by Mold | >25% | None | PASS |
| Total Sample Area Covered by Sand, Soil, Cinders, or Dirt | >25% | None | PASS |

NOTES

Reason for Amendment: Add/Remove Test(s)